

G4061 Under Mount Push-to-Open Full Extension Slide

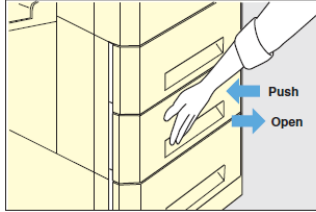
Max load 45kg · Push-to-open · Detachable

Features

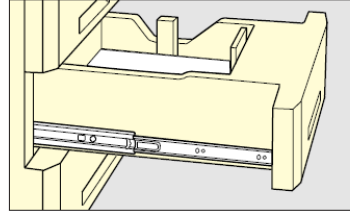
- Full extension
- Push-to-open mechanism, no handle or knobs required for a sleek, modern look
- Drawer is easily opened by slightly pushing the front plate
- Drawer / compartment is detachable by lifting the lever



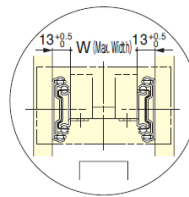
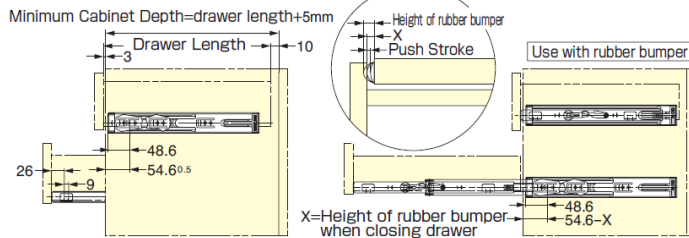
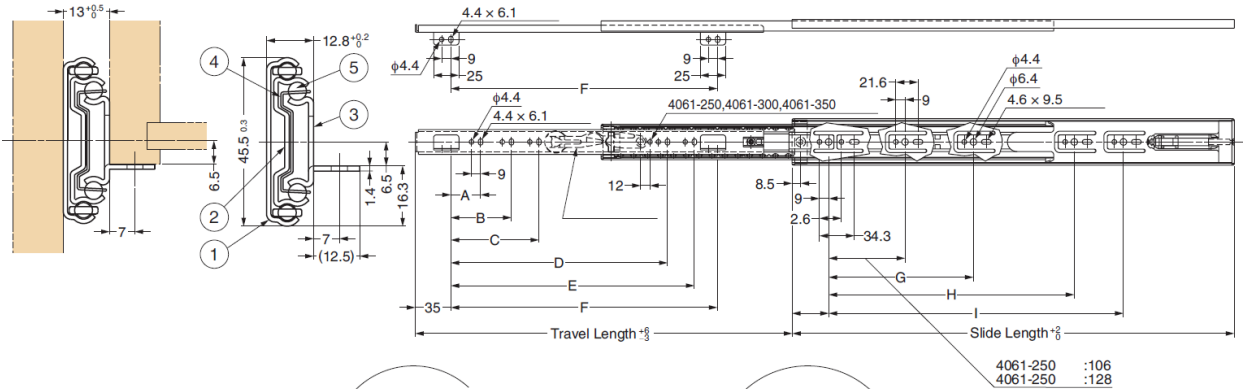
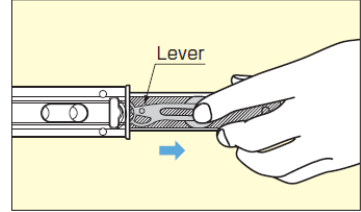
Push Open



Full Extension



Front Disconnect



No.	Part Name	Material	Finish
①	Outer Rail	Steel	Clear Zinc Chromate
②	Intermediate Member	Steel	Clear Zinc Chromate
③	Inner Rail	Steel	Clear Zinc Chromate
④	Retainer	Steel	Zinc Chromate Steel
⑤	Balls	Steel	—

Part No.	Slide Length	Travel Length	A	B	C	D	E	F	G	H	I	W	Load Capacity (pair)
G4061-250	250	238	32					156			106	450	200 N 20 kg
G4061-300	300	305	64					200			128	500	250 N 25 kg
G4061-350	350	356	96					256			192	550	350 N 35 kg
G4061-400	400	406	128					294			224	600	400 N 40 kg
G4061-450	450	457	96					344			288	650	450 N 45 kg
G4061-500	500	508	96	160	352			394			352	700	450 N 45 kg
G4061-550	550	559	96	192	384			444			352	750	400 N 40 kg
G4061-600	600	610	128	224	416			494	224		448	800	400 N 40 kg
G4061-650	650	660	128	224	416			544		352	480	850	350 N 35 kg
G4061-700	700	711	128	224	416	480	544	594		352	544	900	350 N 35 kg